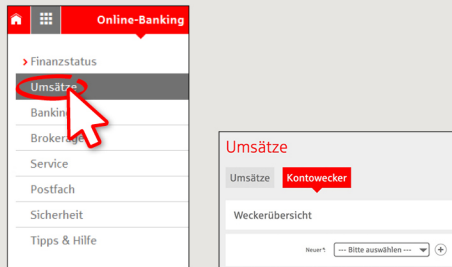


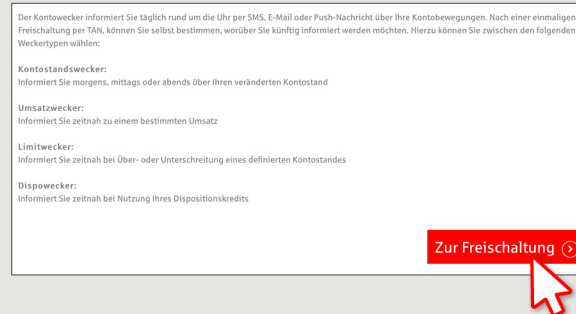
Account alarm: Configure in just a few steps

www.s-kukc.de/kontowecker

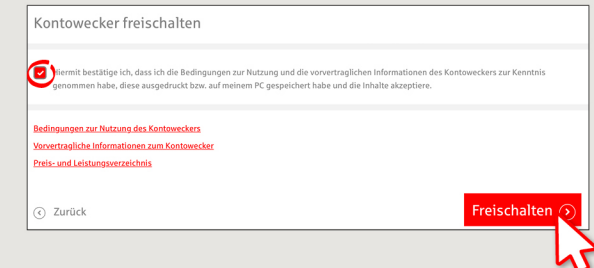
1 Log on to online banking. The alarm option is available under “online banking” → turnover (“Umsätze”).



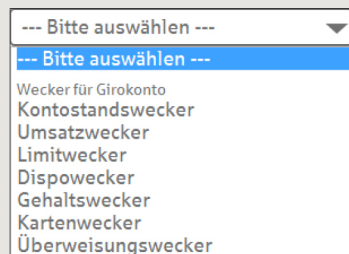
2 For initial configuration, you must enable the account alarm option. Tap enable (“Zur Freischaltung”).



3 Use the checkbox to confirm you have read the legal information and documents. Tap enable (“Freischalten”) and confirm activation by entering your TAN.



4 These account alarms are available:

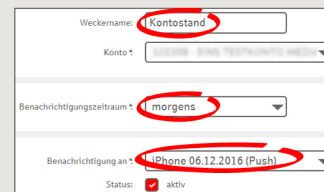


To configure a new alarm, select an alarm type from the list and click on “+”.

5a How to set an account balance alarm: Enter a name for the alarm. Select the account for which you wish to set an alarm and enter a notification period.

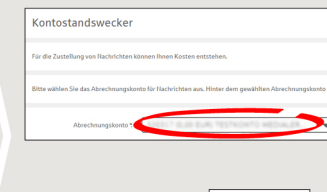
Select an existing email address or push notification* using **Notification to (“Benachrichtigung an”)**. If you wish to create a new recipient address (email or push notification), tap “+”.

If you have just created the required recipient address or if it already exists, select it from the list and tap **Next (“Weiter”)**.

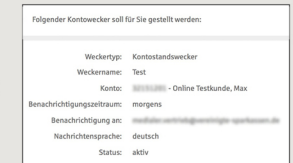


*Push notification: A message that is sent to you via the Sparkassen app.

5b Select an account for the notifications.



5c Check the details and activate the account alarm by tapping **Set alarm (“Wecker stellen”)**.



DO YOU HAVE ANY QUESTIONS ABOUT THE ACCOUNT ALARM?

Central service call number: You can contact us under 09221 885-0 Mon – Fri from 8 am – 6 pm.

Further information about the account alarm is available at: www.s-kukc.de/kontowecker

YOU CAN ALSO CONTACT US AT:

Direkt-Beratung
Text chat: www.s-kukc.de
Available: Mon – Fri from 8 am – 6 pm

Online banking support for private customers
Telephone: 09221 885-1650
Available: Mon – Fri from 8 am – 6 pm

Account alarm: Configure in just a few steps

www.s-kukc.de/kontowecker

6 How to set an turnover alarm:
Select **turnover alarm** ("Umsatzwecker") from the list. Enter a name for the alarm and the required details. Follow steps 5a to 5c.

Umsätze

Umsatzwecker
Der Umsatzwecker informiert Sie zeitnah über nachfolgend zu definierende Umsätze.

Weckername*

Konto: **98989898** - MAX ONLINE TESTKUNDE

7 How to set a limit alarm:
Select **limit alarm** ("Limitwecker") from the list (see step 4). Enter a name for the limit alarm and the required details. Follow steps 5a to 5c.

Neuer* +

Weckername*

Konto: **98989898** - MAX ONLINE TESTKUNDE

Bitte geben Sie mindestens ein Kontostandslimit inklusive Soll oder Haben ein.

Limitüberschreitung: EUR

8 The alarm overview (Weckerübersicht) allows you to edit and delete your alarms as required.

Konto **98989898** - Online Testkunde, Max

Name	Typ	Adresse	Status	
umsatz	Umsatzwecker	max@kukc.de	Nicht aktiv	
Gehalt	Umsatzwecker	*****0744	aktiv	
Dispo	Limitwecker	max@kukc.de	aktiv	

Zurück Druckansicht

View details

Edit

Delete



DO YOU HAVE ANY QUESTIONS ABOUT THE ACCOUNT ALARM?

Central service call number: You can contact us under 09221 885-0 Mon – Fri from 8 am – 6 pm.

Further information about the account alarm is available at: www.s-kukc.de/kontowecker

YOU CAN ALSO CONTACT US AT:

Direkt-Beratung
Text chat: www.s-kukc.de
Available: Mon – Fri from 8 am – 6 pm

Online banking support for private customers
Telephone: 09221 885-1650
Available: Mon – Fri from 8 am – 6 pm